

SONGLE RELAY



RELAY ISO9002

SLB



1. MAIN FEATURES

- Subminiature, PCB Mounting.
- Heavy Duty, Silver Alloy Contacts up to 20A or 30A.
- 1 Form A, 1 Form B or 1 Form C.
- Two different spacing arrangements of terminals are available to meet the world standards.
- Used for Automotives, Industrial Control. Household Appliances and Heavy Loads, etc.

2. APPLICATIONS

- Direction Indicators
- Air Conditioning
- Car alarm system
- Window lifter
- Interval Wipers Control
- Central door lock
- Initial value control
- Fuel Pump Control
- Anti-lock braking system
- Automatic mirror adjustment
- Ventilation Motor
- Self tension adjustment
- Sliding roof
- Hazard Lights
- Heater Control
- Seat positioning
- Rear Window Heating
- Flashes or turning signals

3. ORDERING INFORMATION

SLB	XX VDC	S	L	C	E
Model of relay	Nominal coil voltage	Structure	Coil sensitivity	Contact form	Nil:US
SLB	05,06,09,12,18,24VDC	S:Sealed type	L:1.6W	A:1 form A	E:European
		F:Flux free type	D:Special	B:1 form B	
				C:1 form C	

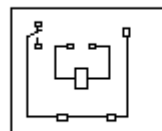
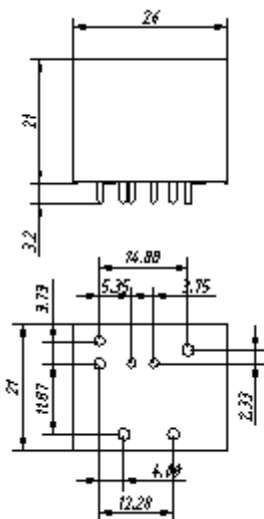
4. RATING

30A/14VDC 15A/28VDC 15A/125VAC

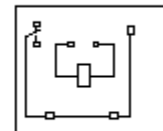
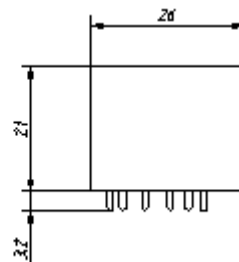
5. DIMENSION (unit:mm)

DRILLING (unit:mm)

WIRING DIAGRAM



Us Style



European Style

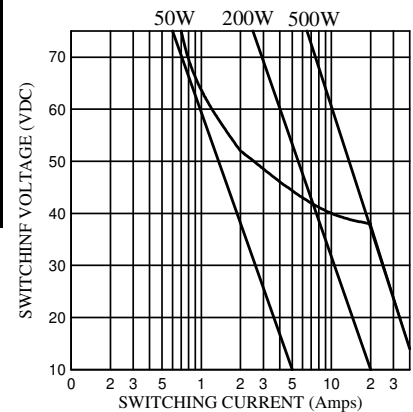
6. COIL DATA CHART (AT20°C)

Coil Sensitivity	Coil Voltage Code	Nominal Voltage (VDC)	Nominal Current (mA)	Coil Resistance (Ω) $\pm 10\%$	Power Consumption (W)	Pull-In Voltage (VDC)	Drop-Out Voltage (VDC)	Max-Allowable Voltage (VDC)
SLB 1.60W	05	5	312	16	abt. 1.60	70%Max.	10% Min.	140%
	06	6	260	23				
	09	9	180	50				
	12	12	133	90				
	24	24	67	360				

7. CONTACT RATING

Item \ Type	SLB			
	Form A	Form B	Form C	
			N/O	N/C
Max. Continuous Current	30A/14VDC	30A/14VDC	30A/14VDC	20A/14VDC
Max. Switch Voltage	45VDC ; 60VAC			
Contact Rating	30A /14VDC or 20A/28VDC Resistive			
Contact Material	AgSnO2			

9. REFERENCE DATA



8. PERFORMANCE (at initial value)

Item \ Type	SLB
Contact Resistance	100m Ω Max.
Operation Time	5msec Max.
Release Time	3msec Max.
Dielectric Strength Between coil & contact Between contacts	1000VAC 750VAC
Dielectric Strength	500Vrms.
Insulation Resistance	100 M Ω Min. (500VDC)
Operating Ambient Temperature	-40°C to +125°C See Ambient Temperature carry
Operating Humidity	98% RH at 20°C
Vibration Resistance	20 to 200Hz Double Amplitude 1.5mm
Shock	150m/sec ² , 11ms
Life Expectancy Mechanically Electrically	10 ⁷ ops. Min. (no load) 10 ⁵ ops. Min. (at rated coil voltage)
Weight	abt. 18grs. (NO COVER) abt. 22.5grs. (SEALED TYPE)

